

### Tips on preventing pesticide poisonings

Make sure all products are properly labeled

Store pesticides and other cleaning supplies in places where children cannot reach them in locked cabinets.



Read instruction labels carefully before using pesticides or cleaning supplies.



When using a pesticide, make sure children and pets are not around and remove all toys and other things.



When you finish using a pesticide or cleaning product, make sure the lid is on tightly and keep it away from children.




Never mix or pour the pesticides into other containers that children might mistake for food or drinks.



Read the instructions carefully before using insect repellent on children, NEVER put repellent directly on the face. Be sure to keep the repellent away from the eyes, nose, mouth and hands.



Wash your hands often. Wash feeding bottles, pacifiers and children's toys and frequently clean floors and surfaces where children play.



### HAZARDOUS MATERIALS PICK UP

Take old pesticide containers to a hazardous materials collection center.



Call (915) 621-6726 to get the address of the nearest hazardous materials collection center.


National Pesticide Information:  
1-800-858-7378  
Pesticides poisoning emergencies:  
1-800-222-1222  
Texas Cooperative Extension: (915) 859-7725

This educational material was made possible thanks to the support of:



# Use PESTICIDES safely


Prevent emergencies!



Even though pesticides help control pests and insects, they are dangerous to humans, pets and the environment. Therefore, they must be used carefully. Always READ and FOLLOW the instructions on the use of pesticides TO PREVENT ACCIDENTS.



It's the law that pesticide containers have labels with information about safe and legal use of the pesticide and warnings about the dangers of the pesticide. Try to use pesticides with the word CAUTION. Pesticides that say WARNING or DANGER mean that the pesticide is very dangerous. Pesticides can be even more dangerous to infants and children than adults.

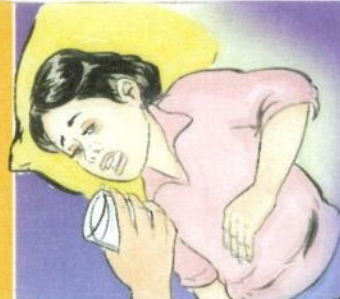


#### FIRST AID:

Even if you are cautious, accidents may happen. There are different types of poisonings and different first aid methods for each case.

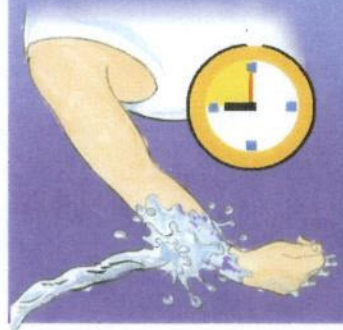
#### SWALLOWED PESTICIDE:

If the person is conscious, give him/her a glass of water to help dilute the pesticide. ONLY induce vomiting if directed by a physician, or if indicated on the pesticide label. Otherwise, vomiting should never be induced, especially if the person is having convulsions or is unconscious.



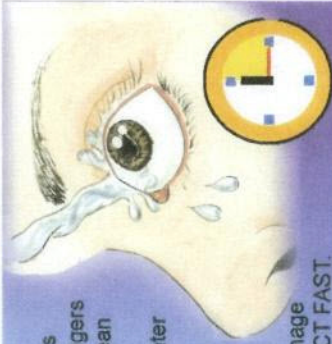
#### CONTACT WITH SKIN:

Rinse the skin with running water for 15-minutes or more. Clean the skin with soap and water. Dry the person off. Wrap the person in a blanket. Get rid of the clothing or wash it separately.



#### CONTACT WITH EYES:

Hold the affected person's eyelids open with your fingers and rinse the eye with clean water for 15-minutes. Do not use over-the-counter eye drops. The tissue of a person's eyes absorbs pesticides faster than other body parts and permanent damage may occur in minutes. ACT FAST.



#### BREATHED IN PESTICIDE:

If outdoors, get the person away from the area where the pesticide was used. If indoors, take the person outside. Loosen the person's clothing. Open doors and windows.



#### WHAT SHOULD YOU DO AFTER ADMINISTERING FIRST AID?

Ask for professional help at the nearest emergency room or by calling 911. When calling, be sure to have the pesticide's label nearby. When taking the person to the emergency room, also bring the pesticide container or label. This will enable the health care professionals to determine the best way to help the patient.

#### Be CAREFUL with the AGRICULTURAL PESTICIDE

Methyl Parathion or polvo de avion. It is banned because it is very dangerous to humans and the environment. Even though you can still get this pesticide in Mexico and it is cheap, there are SAFER pesticides like boric acid. Boric acid is also cheap.



#### PESTICIDES AND YOUR CHILDREN'S SAFETY

According to the American Association of Poison Control Centers tens of thousands of children in the United States experience poisoning from pesticides in their homes each year.

Kitchens and bathrooms are the most common places where cleaning supplies and pesticides are kept and often improperly stored. Accidental poisonings can be prevented if you keep dangerous products tightly closed and out of children's reach.

