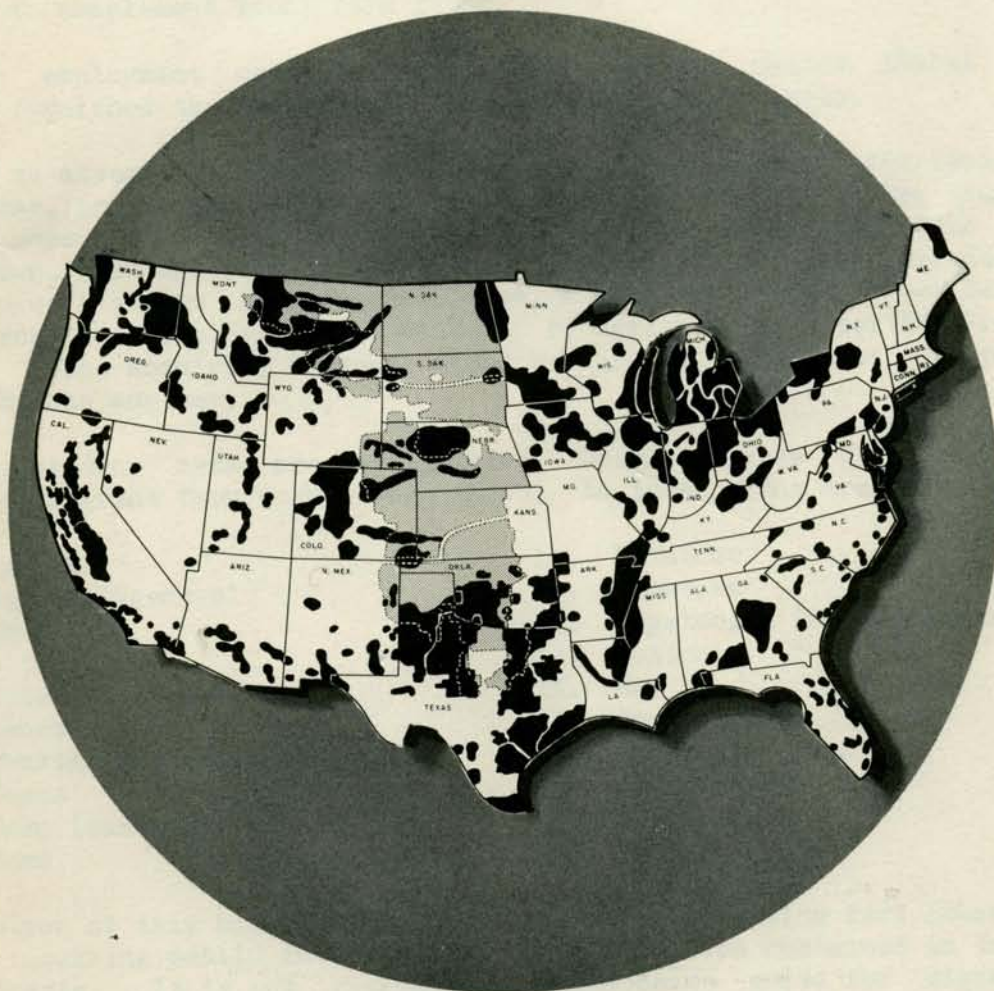


# MAJOR AGRICULTURAL MIGRANT LABOR DEMAND AREAS

(by Month and Principal Crops)



UNITED STATES DEPARTMENT OF LABOR



# Major Agricultural Migrant Labor Demand Areas

## (By Month and Principal Crops)

The information in this booklet is designed to acquaint the public with the complexity of placing and scheduling domestic migratory agricultural workers under the Annual Worker Plan--an Employment Service technique to provide continuity of employment to migratory farm workers and to furnish employers with an experienced labor force when needed.

The twelve charts in this booklet show the major crop production centers in the United States where, each month, migratory agricultural workers are usually employed to supplement local farm labor.

The State employment agencies, affiliated with the United States Employment Service, furnished the information for compiling these charts.

There is no attempt to indicate the number of out-of-area workers employed within these areas, or the exact duration of their stay. Activity in any crop, as shown on these maps, could be starting, at its peak, or near completion during any month shown. For specific information of this type, Farm Labor Service publishes five crop work guides by geographic area, a wall map titled "Peak Seasonal Farm Labor Force and Crop Production Centers by Agricultural Reporting Area," and a booklet, "Crops Requiring Seasonal Hired Workers." These latter two publications supplement one another.

All crops or crop areas are not included. Only the areas utilizing significant numbers of migrant farm workers are shown. In these areas are grown:

- |                                  |                                       |
|----------------------------------|---------------------------------------|
| 1. Apples                        | 11. Potatoes                          |
| 2. Berries (general)             | 12. Tomatoes                          |
| 3. Cherries                      | 13. Vegetables (not otherwise listed) |
| 4. Citrus                        | 14. Cotton                            |
| 5. Nuts                          | 15. Hay                               |
| 6. Peaches                       | 16. Small grain                       |
| 7. Fruits (not otherwise listed) | 17. Specialty crops                   |
| 8. Beans                         | 18. Sugar beets                       |
| 9. Corn (canning)                | 19. Sugarcane                         |
| 10. Peas                         | 20. Tobacco                           |

Distribution of this booklet should be limited to operating farm labor personnel and the inquiring public interested in the information contained in the following twelve charts. It is not intended as a composite guide for migrant workers. Area work guides and individual State work guides are for this purpose. Agricultural workers expecting to travel should contact the nearest office of the State employment service as the best source of current information on farm job opportunities.

**BUREAU OF EMPLOYMENT SECURITY**

**Farm Labor Service**









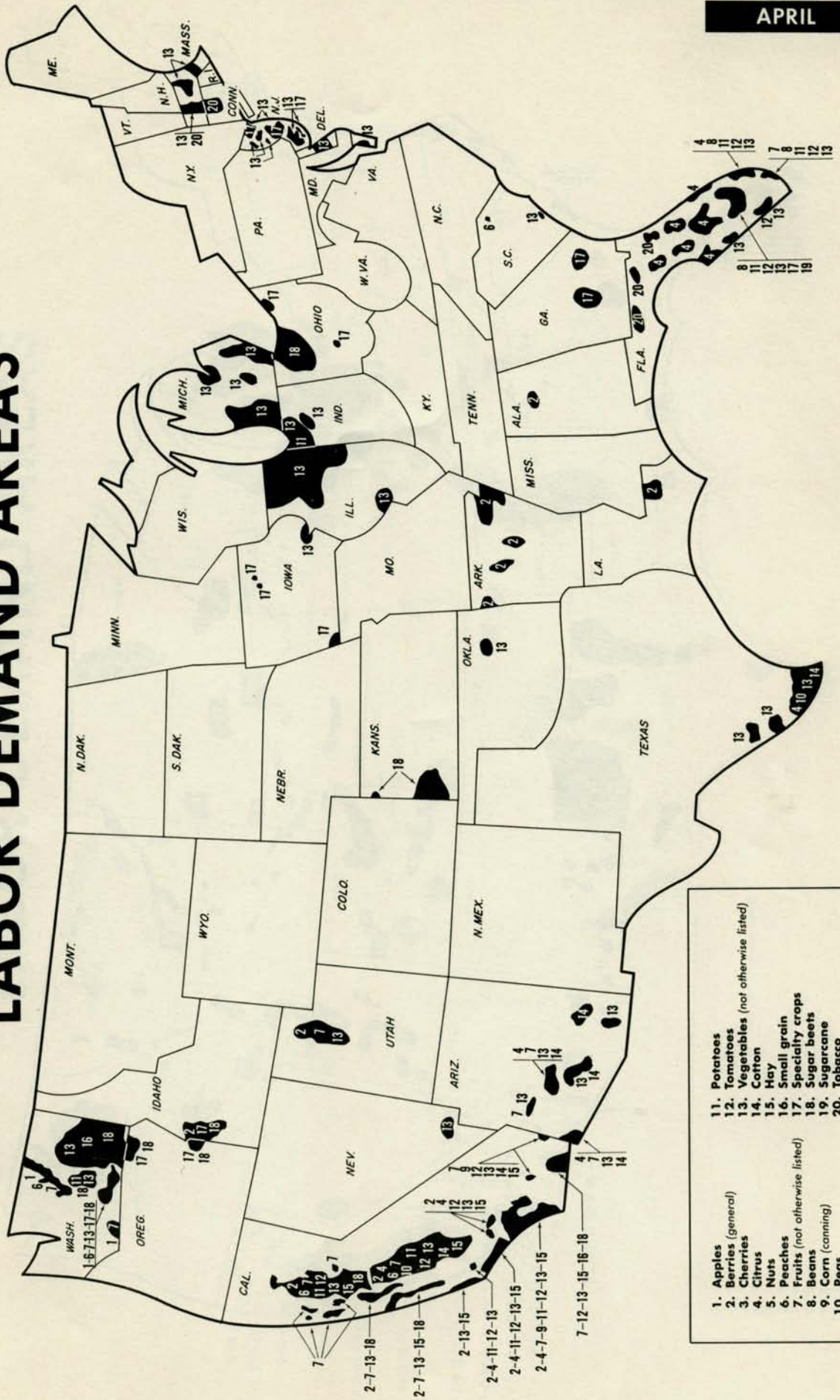




APRIL

# MAJOR AGRICULTURAL MIGRANT LABOR DEMAND AREAS

APRIL



- 1. Apples
- 2. Berries (general)
- 3. Cherries
- 4. Citrus
- 5. Nuts
- 6. Peaches
- 7. Fruits (not otherwise listed)
- 8. Beans
- 9. Corn (canning)
- 10. Peas
- 11. Potatoes
- 12. Tomatoes
- 13. Vegetables (not otherwise listed)
- 14. Cotton
- 15. Hay
- 16. Small grain
- 17. Specialty crops
- 18. Sugar beets
- 19. Sugarcane
- 20. Tobacco



MAY

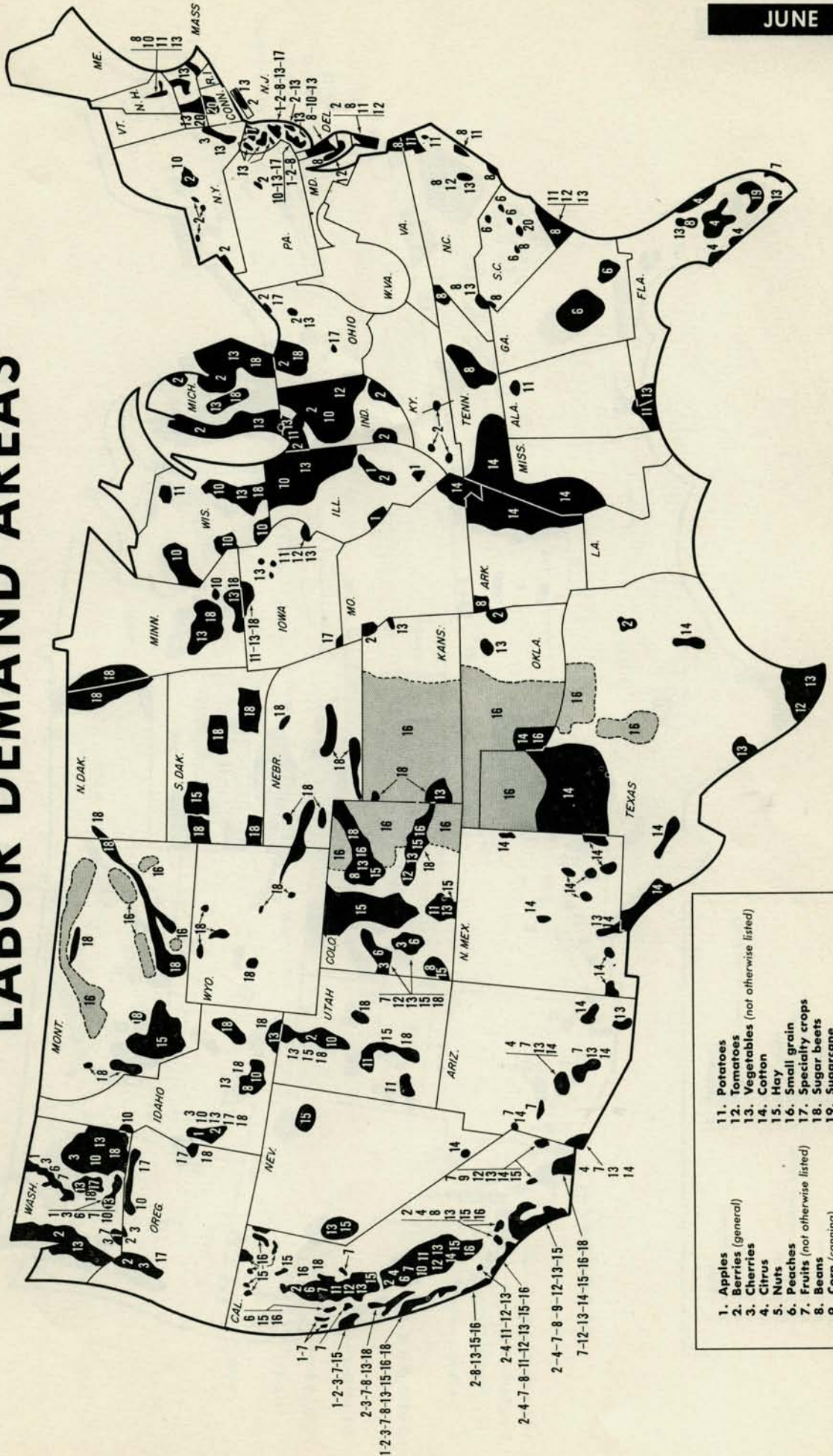
# MAJOR AGRICULTURAL MIGRANT LABOR DEMAND AREAS



- |                                  |                                       |
|----------------------------------|---------------------------------------|
| 1. Apples                        | 11. Potatoes                          |
| 2. Berries (general)             | 12. Tomatoes                          |
| 3. Cherries                      | 13. Vegetables (not otherwise listed) |
| 4. Citrus                        | 14. Cotton                            |
| 5. Nuts                          | 15. Hay                               |
| 6. Peaches                       | 16. Small grain                       |
| 7. Fruits (not otherwise listed) | 17. Specialty crops                   |
| 8. Beans                         | 18. Sugar beets                       |
| 9. Corn (canning)                | 19. Sugarcane                         |
| 10. Peas                         | 20. Tobacco                           |

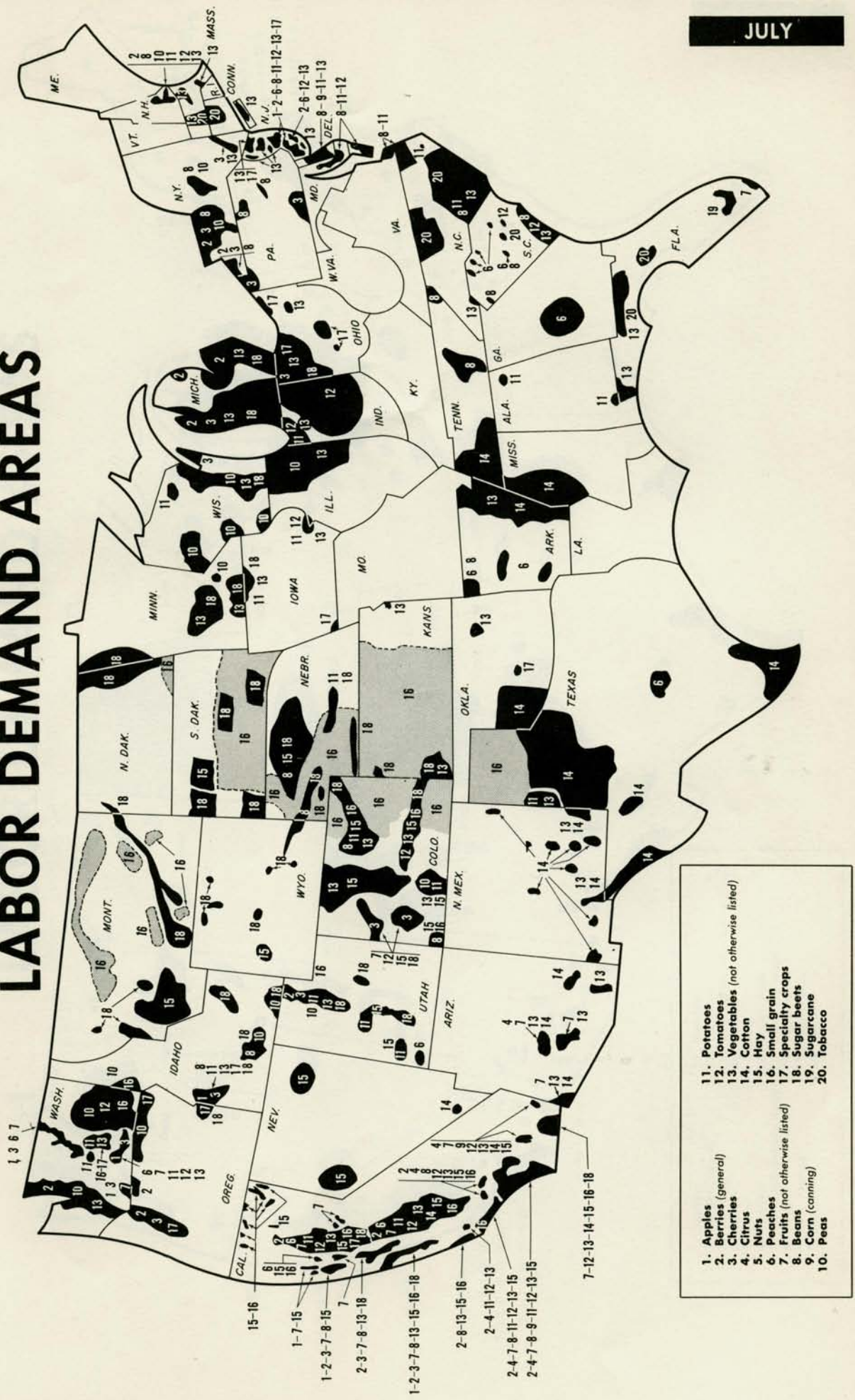


# MAJOR AGRICULTURAL MIGRANT LABOR DEMAND AREAS



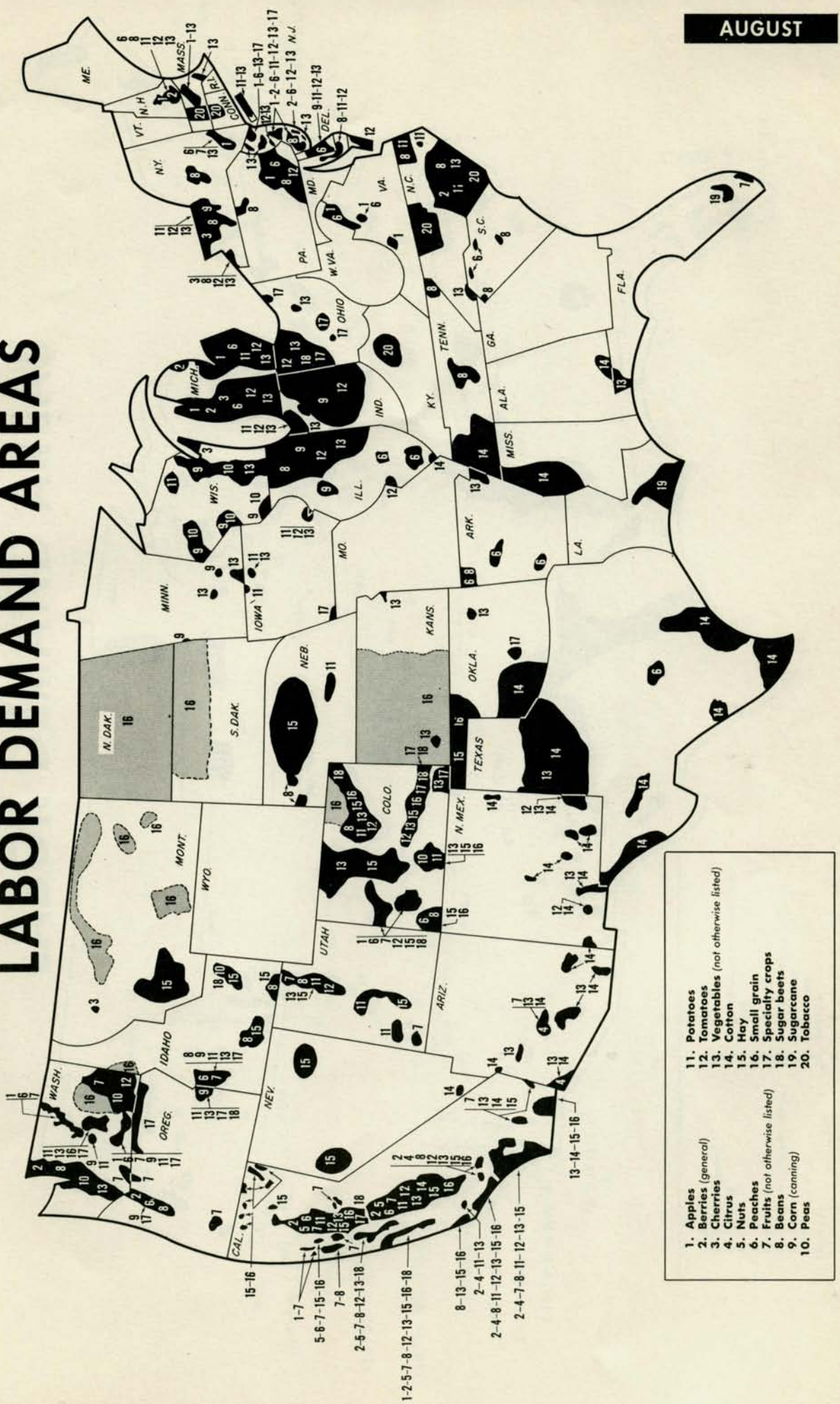


# MAJOR AGRICULTURAL MIGRANT LABOR DEMAND AREAS





# MAJOR AGRICULTURAL MIGRANT LABOR DEMAND AREAS



- |                                  |                                       |
|----------------------------------|---------------------------------------|
| 1. Apples                        | 11. Potatoes                          |
| 2. Berries (general)             | 12. Tomatoes                          |
| 3. Cherries                      | 13. Vegetables (not otherwise listed) |
| 4. Citrus                        | 14. Cotton                            |
| 5. Nuts                          | 15. Hay                               |
| 6. Peaches                       | 16. Small grain                       |
| 7. Fruits (not otherwise listed) | 17. Specialty crops                   |
| 8. Beans                         | 18. Sugar beets                       |
| 9. Corn (canning)                | 19. Sugarcane                         |
| 10. Peas                         | 20. Tobacco                           |







# MAJOR AGRICULTURAL MIGRANT LABOR DEMAND AREAS



- |                                  |                                       |
|----------------------------------|---------------------------------------|
| 1. Apples                        | 11. Potatoes                          |
| 2. Berries (general)             | 12. Tomatoes                          |
| 3. Cherries                      | 13. Vegetables (not otherwise listed) |
| 4. Citrus                        | 14. Cotton                            |
| 5. Nuts                          | 15. Hay                               |
| 6. Peaches                       | 16. Small grain                       |
| 7. Fruits (not otherwise listed) | 17. Specialty crops                   |
| 8. Beans                         | 18. Sugar cane                        |
| 9. Corn (canning)                | 19. Sugarbeets                        |
| 10. Peas                         | 20. Tobacco                           |



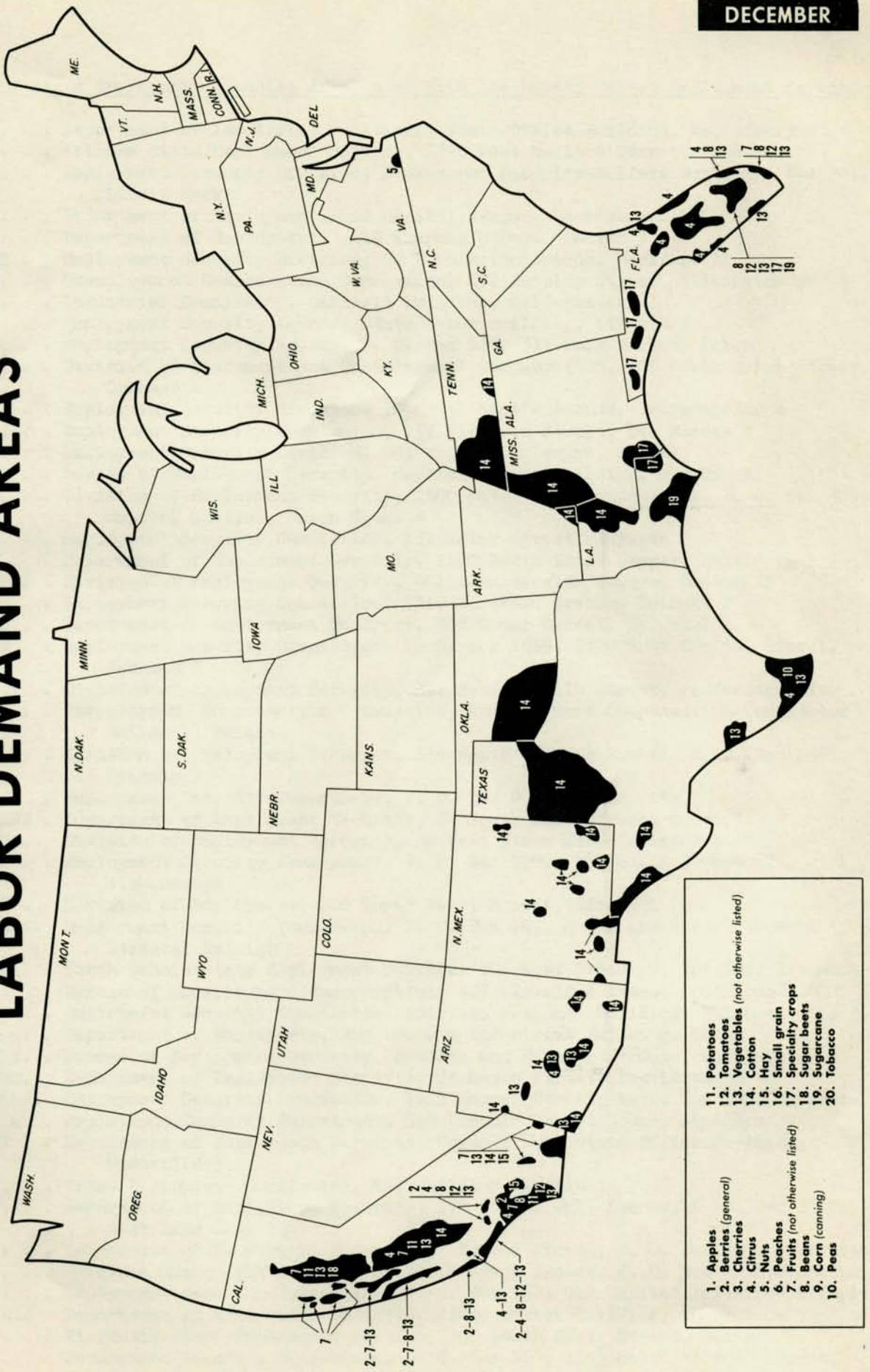
# MAJOR AGRICULTURAL MIGRANT LABOR DEMAND AREAS



- |                                  |                                       |
|----------------------------------|---------------------------------------|
| 1. Apples                        | 11. Potatoes                          |
| 2. Berries (general)             | 12. Tomatoes                          |
| 3. Cherries                      | 13. Vegetables (not otherwise listed) |
| 4. Citrus                        | 14. Cotton                            |
| 5. Nuts                          | 15. Hay                               |
| 6. Peaches                       | 16. Small grain                       |
| 7. Fruits (not otherwise listed) | 17. Specialty crops                   |
| 8. Beans                         | 18. Sugar beets                       |
| 9. Corn (canning)                | 19. Sugarcane                         |
| 10. Peas                         | 20. Tobacco                           |



# MAJOR AGRICULTURAL MIGRANT LABOR DEMAND AREAS



- |                                  |                                       |
|----------------------------------|---------------------------------------|
| 1. Apples                        | 11. Potatoes                          |
| 2. Berries (general)             | 12. Tomatoes                          |
| 3. Cherries                      | 13. Vegetables (not otherwise listed) |
| 4. Citrus                        | 14. Cotton                            |
| 5. Nuts                          | 15. Hay                               |
| 6. Peaches                       | 16. Small grain                       |
| 7. Fruits (not otherwise listed) | 17. Specialty crops                   |
| 8. Beans                         | 18. Sugar beets                       |
| 9. Corn (canning)                | 19. Sugarcane                         |
| 10. Peas                         | 20. Tobacco                           |



Directory of State Employment Agencies Affiliated With the United States Employment Service

ALABAMA . . . . Department of Industrial Relations, State Office Building, Montgomery 4  
ARIZONA . . . . Arizona State Employment Service, 1720 West Madison Street, Phoenix  
ARKANSAS . . . . Employment Security Division, Employment Security-Welfare Building, Box 2981,  
Little Rock  
CALIFORNIA. . . . Department of Employment, 800 Capitol Avenue, Sacramento 14  
COLORADO . . . . Department of Employment, 1210 Sherman Street, Denver 3  
CONNECTICUT . . . . Employment Security Division, 92 Farmington Avenue, Hartford 15  
DELAWARE. . . . Unemployment Compensation Commission, 601 Shipley Street, Wilmington 99  
FLORIDA . . . . Industrial Commission, Caldwell Building, Tallahassee  
GEORGIA . . . . Employment Security Agency, State Labor Building, Atlanta 3  
IDAHO . . . . Employment Security Agency, P. O. Box 520, 317 Main Street, Boise  
ILLINOIS. . . . Division of Placement and Unemployment Compensation, 165 North Canal Street,  
Chicago 6  
INDIANA . . . . Employment Security Division, 10 North Senate Avenue, Indianapolis 4  
IOWA. . . . . Employment Security Commission, 112 Eleventh Street, Des Moines 8  
KANSAS. . . . . Employment Security Division, 401 Topeka Boulevard, Topeka  
KENTUCKY. . . . Bureau of Employment Security, Capitol Office Building, Frankfort  
LOUISIANA . . . . Division of Employment Security, 2200 Baton Rouge Expressway, P. O. Box 4094  
Capitol Station, Baton Rouge 4  
MAINE . . . . . Employment Security Commission, 331 Water Street, Augusta  
MARYLAND. . . . Department of Employment Security, 1100 North Eutaw Street, Baltimore 1  
MASSACHUSETTS . . . . Division of Employment Security, 881 Commonwealth Avenue, Boston 15  
MICHIGAN. . . . Employment Security Commission, 7310 Woodward Avenue, Detroit 2  
MINNESOTA . . . . Department of Employment Security, 369 Cedar Street, St. Paul 1  
MISSISSIPPI . . . . Employment Security Commission, P. O. Box 1699, 1520 West Capitol Street,  
Jackson 3  
MISSOURI. . . . Division of Employment Security, 421 East Dunklin Street, Jefferson City  
MONTANA . . . . Unemployment Compensation Commission, Unemployment Compensation Commission  
Building, Helena  
NEBRASKA. . . . Division of Employment Security, 134 South Twelfth Street, P. O. Box 1033,  
Lincoln 1  
NEVADA. . . . . Employment Security Department, P. O. Box 602, Carson City  
NEW HAMPSHIRE . . . . Department of Employment Security, 34 South Main Street, Concord  
NEW JERSEY. . . . Division of Employment Security, 28 West State Street, Trenton 25  
NEW MEXICO. . . . Employment Security Commission, P. O. Box 1799, 103 Sixth Street SW.,  
Albuquerque  
NEW YORK. . . . . Division of Employment, 800 North Pearl Street, Albany 1  
NORTH CAROLINA. Employment Security Commission, P. O. Box 589, Jones and North McDowell  
Streets, Raleigh  
NORTH DAKOTA. . . . North Dakota State Employment Service, 207 East Broadway, Box 568, Bismarck  
OHIO . . . . . Bureau of Unemployment Compensation, 427 Cleveland Avenue, Columbus 16  
OKLAHOMA. . . . Employment Security Commission, American National Building, Oklahoma City 2  
OREGON. . . . . Department of Employment, 403 Labor & Industries Building, Salem  
PENNSYLVANIA. . . . Bureau of Employment Security, Seventh and Forster Streets, Harrisburg  
RHODE ISLAND. . . . Department of Employment Security, 24 Mason Street, Providence 3  
SOUTH CAROLINA. Employment Security Commission, 1225 Laurel Street, P. O. Box 995, Columbia 1  
SOUTH DAKOTA. . . . Employment Security Department, 310 Lincoln Street South, Aberdeen  
TENNESSEE . . . . Department of Employment Security, Cordell Hull State Office Building,  
Nashville 3  
TEXAS . . . . . Texas Employment Commission, TEC Building, Austin 1  
UTAH . . . . . Department of Employment Security, 174 Social Hall Avenue, P. O. Box 2100,  
Salt Lake City 10  
VERMONT . . . . . Department of Employment Security, 7 School Street, P. O. Box 708, Montpelier  
VIRGINIA. . . . . Virginia Employment Commission, Broad-Grace Arcade, P. O. Box 1358, Richmond 11  
WASHINGTON. . . . Employment Security Department, P. O. Box 367, Old Capitol Building, Olympia  
WEST VIRGINIA . . . . Department of Employment Security, State Office Building, Charleston 5  
WISCONSIN . . . . Wisconsin State Employment Service, 105 South Blair Street, Madison 3  
WYOMING . . . . . Employment Security Commission, P. O. Box 760, 136 $\frac{1}{2}$  South Wolcott Street,  
Casper