

Bites, Stings & Venomous Things

Venomous critter identification, sting symptoms and wound first aid for Arkansas, Louisiana, New Mexico, Oklahoma & Texas



CDC/NIOSH Cooperative Agreement U50 OH07541

The Southwest Center for Agricultural Health, Injury Prevention and Education

Table of Contents

Tips for venomous critter identification,
sting symptoms and wound first aid

FIRST AID KIT

GLOSSARY

BEEES

CATERPILLARS

INSECTS

MILLIPEDES & CENTIPEDES

SCORPIONS

SNAKES

SPIDERS

ACKNOWLEDGEMENTS

First Aid Kit

The following are recommended items for a first aid kit; modify to suit your particular needs. When in doubt, always seek advice from a licensed healthcare professional.

- Adhesive Tape (non-allergenic)
- Antiseptic Ointment
- Band-Aids (assorted sizes)
- Benadryl®
- Blanket
- Cold Pack
- Disposable Gloves
- Epi-Pen® www.epipen.com
- Gauze Pads & Roller Gauze (assorted sizes)
- Hand Cleaner
- Plastic Bags
- Safety Pins
- Scissors & Tweezers
- Small Flashlight & Extra Batteries
- Topical Cream containing: antihistamines, corticosteroids, benzocaine or menthol (e.g. Sting Kill®)
- Triangular Bandage



All agents should be used according to the manufacturer's use and dosing recommendations .

Glossary

Anaphylactic Shock- Severe and sometimes fatal systemic reaction upon a second exposure to a specific antigen (as wasp venom or penicillin) after previous episode characterized by respiratory symptoms, fainting, itching and hives.

Antihistamine- Medicines that oppose the actions of histamine and are used especially for treating allergic reactions, cold symptoms and motion sickness.

Analgesic- A drug or medication given to reduce pain without resulting in loss of consciousness.

Benzocaine- Local anesthetic.

Corticosteroids- Any of the steroid hormones made by the outer layer of the adrenal gland; e.g. Cortisol.





Envenomation- The injection of a poisonous material by sting, spine, bite or other similar means.

Neurotoxic- Toxic to the nerves or nervous tissue.



Systemic Reaction- Affecting the body generally; dizziness, fainting, difficulty breathing, swollen lymph nodes.

Tourniquet- A device, typically a tightly encircling bandage, used to check bleeding by temporarily stopping the flow of blood through a large artery in a limb.

Bees

	SYMPTOMS	FIRST AID
 <p>Bumble Bees</p>	<ul style="list-style-type: none"> -Multiple stings -Painful sting 	<ul style="list-style-type: none"> -Apply topical cream containing antihistamines, corticosteroids, benzocaine or menthol -Or, apply baking soda paste
 <p>Carpenter Bees</p>	<ul style="list-style-type: none"> -Multiple stings -Painful sting 	
 <p>Leafcutter Bees</p>	<ul style="list-style-type: none"> -Not aggressive -Sting only when handled -Minor sting 	
 <p>Sweat Bees</p>	<ul style="list-style-type: none"> -Attracted to sweat -Sting only when touched or disturbed -Minor sting 	

Bees

	SYMPTOMS	FIRST AID
<p>Honeybees</p> 	<ul style="list-style-type: none"> -Single sting -Tissue swelling -Burning pain 	<ul style="list-style-type: none"> -Remove stinger -Wash wound -Apply topical cream containing antihistamines, corticosteroids, benzocaine or menthol -Or, apply baking soda paste
<p>Africanized Honeybees "Killer Bees"</p> 	<ul style="list-style-type: none"> -Single sting -Tissue swelling -Burning pain <p>"Killer Bee" Facts</p> <ul style="list-style-type: none"> -More aggressive than honeybees -Attack in large numbers -Will attack 3 times farther from their hive 	<ul style="list-style-type: none"> -Remove stinger -Wash wound -Apply topical cream containing antihistamines, corticosteroids, benzocaine or menthol -Or, apply baking soda paste

Caterpillars

Asp



Buck Moth



Hag Moth



Saddleback



Io Moth



Spiny Oak Slug



Stinging Rose



See reverse for sting symptoms and first aid.

Caterpillars

Sting Symptoms

Local Reactions

- Cold or Numb Feeling
- Severe Body Pain
- Swollen Lymph Nodes
- Red & Swollen Sting Site

Systemic Reactions

- Dizziness & Fainting
- Difficulty Breathing
- Swollen Lymph Nodes in Groin

* Caterpillar hairs can cause respiratory problems & blindness






First Aid

- Apply sticky tape (medical adhesive or duct tape) to sting. Assure firm adhesion and then pull it off.
- Apply topical cream or hydrocortisone.
- Oral Benadryl® may be taken.

SEEK IMMEDIATE MEDICAL ATTENTION FOR:

- Systemic Reactions
- Extreme Pain
- Inhaled Hairs or Hairs in the Eye




Insects

	SYMPTOMS	FIRST AID
 <p>Fire Ant</p>	<ul style="list-style-type: none"> -Multiple stings -Severe burning sensation -Small blister or whitish pustule 	<ul style="list-style-type: none"> -Wash wound -Apply cool compress -Reaction far from sting suggests risk for anaphylaxis with future stings
 <p>Carpenter Ant</p>	<ul style="list-style-type: none"> -Injects no venom 	<ul style="list-style-type: none"> -Remove stinger -Wash wound -Apply topical cream containing antihistamines, corticosteroids, benzocaine or menthol -Or, apply baking soda paste -Use pain reliever if necessary
 <p>Harvester Ant</p>	<ul style="list-style-type: none"> -Painful bite -Venom may travel along lymph vessels and create serious medical problems 	<ul style="list-style-type: none"> -Wash wound -Apply topical cream containing antihistamines, corticosteroids, benzocaine or menthol -Or, apply baking soda paste
 <p>Paper Wasp</p>	<ul style="list-style-type: none"> -Multiple stings -Painful bite -Swelling 	<ul style="list-style-type: none"> -Wash wound -Apply topical cream containing antihistamines, corticosteroids, benzocaine or menthol -Or, apply baking soda paste
 <p>Yellow Jacket</p>	<ul style="list-style-type: none"> -Central white spot with red halo -Local swelling 	<ul style="list-style-type: none"> -Wash wound -Apply topical cream containing antihistamines, corticosteroids, benzocaine or menthol -Or, apply baking soda paste


Insects

	SYMPTOMS	FIRST AID
 <p>Bald Face Wasp</p>	-Painful sting	-Wash wound -Apply topical cream containing antihistamines, corticosteroids, benzocaine or menthol -Apply baking soda paste
 <p>Cicada Killer Wasp</p>	-Typically do not sting -Have a long stinger	-Wash wound -Apply topical cream containing antihistamines, corticosteroids, benzocaine or menthol
 <p>Tarantula Hawk Wasp</p>	-Typically do not sting	-Wash wound -Apply ice pack -Take analgesic if necessary
 <p>Velvet Ant Wasp (female)</p>	-Females sting upon extreme provocation	-Wash wound -Apply ice pack -Take analgesic if necessary

Millipedes & Centipedes

	SYMPTOMS	FIRST AID
<p>Desert Centipede</p> 	<ul style="list-style-type: none"> -Multiple bites -Very painful -Swelling -Lymph node swelling -Redness -Headache 	<ul style="list-style-type: none"> -Apply cool, moist packs -Apply topical creams containing benzocaine
<p>Garden Centipede</p> 	<ul style="list-style-type: none"> -Irregular heartbeat -Nausea & vomiting -Anxiety 	
<p>Millipede</p> 	<ul style="list-style-type: none"> -Not dangerous to humans -Secrete staining chemical -Chemical could blister skin 	

Scorpions

	SYMPTOMS	FIRST AID
Striped Bark 	<ul style="list-style-type: none">-Multiple stings-Local burning pain-Swelling-Numbness-Nausea & vomiting-Irregular heart beat-Blood pressure change-Blurred vision-Difficulty swallowing	<ul style="list-style-type: none">-Cool packs-Topical medication-Benadryl® by mouth <p>*Seek Medical Attention Immediately for face numbness or a metallic taste in the mouth.</p>

Snakes

Pit Vipers

Mojave Rattlesnake
Neurotoxic



Timber Rattlesnake
Neurotoxic



Banded Rock Rattlesnake



Mottled Rock Rattlesnake



Desert Massasauga



Northern Blacktail



Prairie Rattlesnake



Western Diamondback



Western Massasauga



Western Pygmy



Snakes

Copperheads & Cottonmouths

Broad-banded Copperhead



Southern Copperhead



Trans-Pecos Copperhead



Western Cottonmouth



Coral Snakes

†Coral Snake
Neurotoxic



Red on Black
Venom Lacks
Red on Yellow
Kill a Fellow

Milk Snake
Not Poisonous



Snakes

Bite Symptoms

MILD ENVENOMATION

- Fang marks, usually paired but not always
- Mild to severe pain
- Mild inflammation and swelling
- No systemic symptoms

MODERATE ENVENOMATION

- Fang marks with swelling
- Immediate pain at bite site & spreading to surrounding tissue
- Blood and/or serum may ooze from fang punctures
- Vomiting, metallic taste in mouth
- Muscle twitches or tremors

SEVERE ENVENOMATION

- Immediate, severe pain at bite site
- Oozing of serum & blood from fang punctures
- Rapid swelling, some bruising
- Metallic taste, numbness of lips, nose, or tongue
- Blurred vision, altered mental state
- Shock, diffuse or life-threatening internal bleeding
- Respiratory difficulty, kidney failure

† Symptoms of *Coral Snake* bites may be delayed for 10-12 hours. If it is likely that the bite is from a coral snake, the victim should be taken to a hospital for observation and treatment.

Snakes




First Aid

- Seek medical attention immediately for treatment.
- Remain calm.
- Remove any rings or constricting items because the affected area may swell.
- If possible, wash the bite with soap and water and cover with a clean cloth or dressing.
- Immobilize the bitten area.
- Keep the bitten limb level with the heart.

- NEVER cut the skin.
- NEVER attempt to suck the venom out.
- NEVER use ice.
- NEVER use a tourniquet.
- NEVER use aspirin, anti-inflammatory drugs or alcohol.
- NEVER use electric shock
- NEVER try to capture the snake.

Call the Poison Center at **1-800-222-1222**
for more instructions.

Spiders

	SYMPTOMS	FIRST AID
Black Widow Neurotoxic 	<ul style="list-style-type: none"> -Pin prick bite -Tingling sensation -Muscle & abdominal cramping -Nausea, vomiting & weakness -Difficult breathing 	<ul style="list-style-type: none"> -Benadryl® by mouth -Seek Medical Attention Immediately
Brown Recluse 	<ul style="list-style-type: none"> -Stinging sensation -Painful bite site after 6-8 hours -Pale circle with red spot -Hot bite site -Fever -Joint pain -Nausea & vomiting 	<ul style="list-style-type: none"> -Apply cool packs -Seek Medical Attention Immediately
Yellow Sac 	<ul style="list-style-type: none"> -Painful bite -Swelling -Tissue damage 	<ul style="list-style-type: none"> -Apply cool packs -Benadryl® by mouth -Consult doctor

Acknowledgements

Product created from source material developed by
Paul H. Risk, Ph.D., Stephen F. Austin State University,
Nacogdoches, Texas

Photos courtesy of:

Ricardo Bessin, Ph.D., Kentucky Cooperative Extension
James Castner, UF, Entomology & Nematology Department
Entomology & Plant Pathology, Oklahoma State University
Troy and Terry Hibbits
Carolyn Houghton Insall, M.S., Central Texas Poison Center
Jim Kalisch, University of Nebraska, Dept. of Entomology
Mark M. Lucas
Jude McNally
Gary Nafis
Jerry A. Payne, USDA Ag Research Service, Bugwood.org
Jason Penney
Michael A. Seymour, LSU Agricultural Center
Emedicine Clinical Knowledge Base
Texas Department of State Health Services
The Nature of Things
www.nmherps.com

A special thanks to our reviewers:

Jim T. Criswell, Ph.D., Oklahoma State University
Jean Hite, Oklahoma State University
Carolyn Houghton Insall, M.S., Central Texas Poison Center
William I. Lutterschmidt, Ph.D., Sam Houston State University
Tracie Nalie, Oklahoma State University
Paul H. Risk, Ph.D., Stephen F. Austin State University

Additional copies are available upon request.
For information please contact:




Southwest Center for Agricultural Health,
Injury Prevention and Education
11937 U.S. Hwy 271
Tyler, TX 75708-3154

(903) 877-5896 • Fax: (903) 877-7014
agcenter@uthct.edu • www.swagcenter.org


CDC/NIOSH Cooperative Agreement U50 OH07541

Disclaimer:

The information contained in the Bites, Stings & Venomous Things tip cards is believed to be accurate and reliable; however, The Southwest Center for Agricultural Health, Injury Prevention and Education (SW Ag Center) and other affiliated organizations assume no responsibility for any errors appearing in the information. In addition, neither The SW Ag Center nor their affiliated organizations assume responsibility for the use of the information provided. The contents of these tip cards do not necessarily represent the official views of The National Institute for Occupational Safety and Health (NIOSH) or any other affiliates.



CDC/NIOSH Cooperative Agreement U50 OH07541



Call the Poison Control Center toll-free for more information about venomous critters.