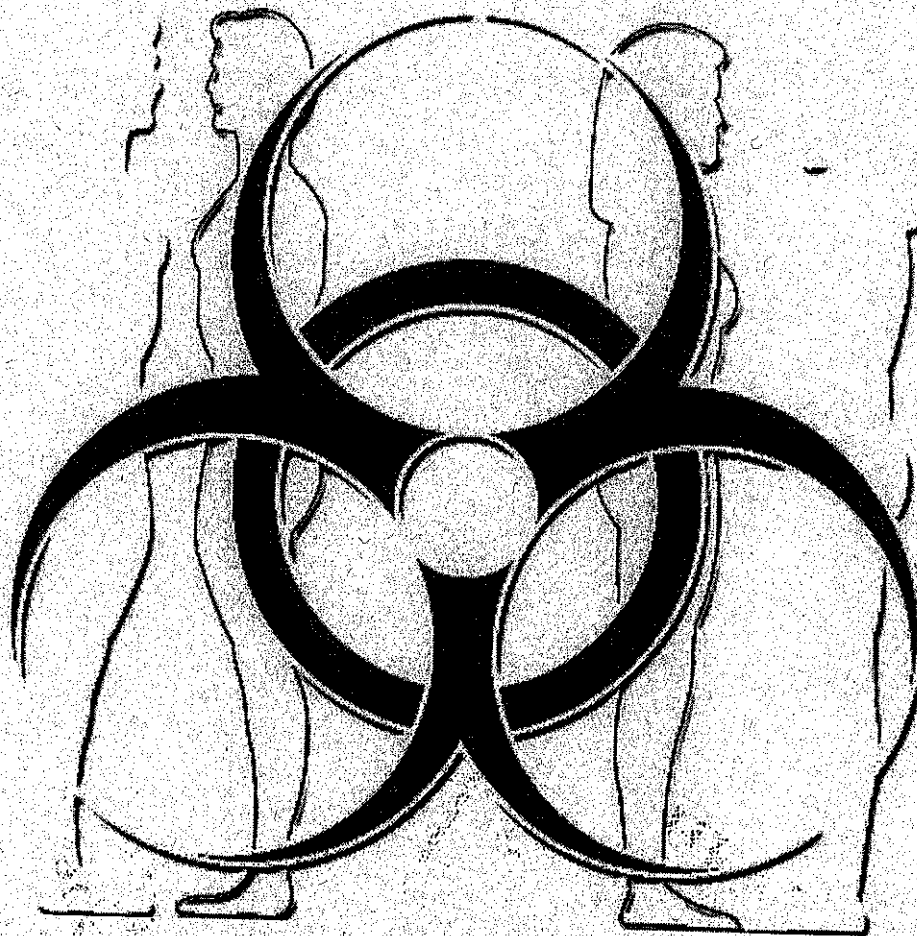
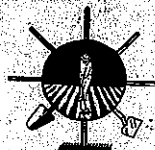


**RESULTS FROM A COMMUNITY-LEVEL ASSESSMENT SURVEY
OF YOUNG LATINO MIGRANT MEN WHO HAVE SEX WITH MEN**

THE YOUNG LATINO PROMOTORES PROJECT



FARMWORKER JUSTICE FUND, INC.
WASHINGTON, DC



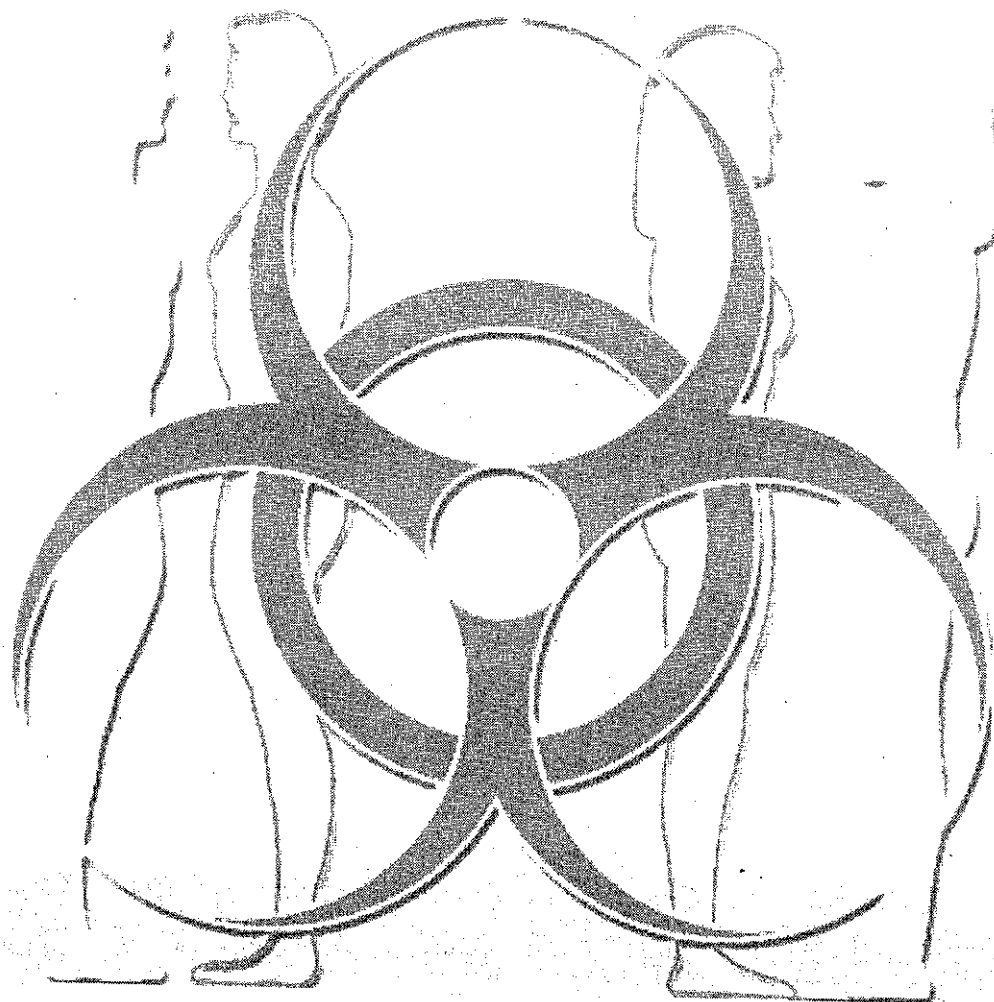
783-2628
@nclr.org

Resource Id# 5720


Results From A Community-Level Assessment
Survey Of Young Latino Migrant Men Who Have
Sex With Men

**RESULTS FROM A COMMUNITY-LEVEL ASSESSMENT SURVEY
OF YOUNG LATINO MIGRANT MEN WHO HAVE SEX WITH MEN**

THE YOUNG LATINO PROMOTORES PROJECT



**FARMWORKER JUSTICE FUND, INC.
WASHINGTON, DC**



**202-783-2628
fjfhiv@nclr.org**

INTRODUCTION

The Farmworker Justice Fund, Inc. is a national non-governmental agency that provides legal assistance, advocacy and health education to migrant and seasonal farmworkers concerning labor, immigration, safety and health, women's rights and other issues. FJF is also a subsidiary corporation of the National Council of La Raza, a national Hispanic constituency-based civil rights organization, serving all Hispanics in the United States.

During 2002 the Centers for Disease Control and Prevention in Atlanta, Georgia (CDC), provided HIV prevention funding specifically targeting young men of color that had sex with men (YMSM). This initiative came as a response of reports in the Journal of the American Medical Association¹ and other places of high-risk behaviors for HIV infection and high sero-prevalence among this population. This coupled with the fact that about half of new HIV infections in the U.S. are in people younger than 25 years of age² prompted the CDC to fund interventions specifically targeting this group.

In order to find out how to best tailor existing interventions and develop new ones a community assessment needs to be done to garner an idea of what are exactly the risk behaviors that the target population is engaging in the region where the intervention will be implemented. This survey was based on Jeff Kelly's program Popular Opinion Leader (POL). The survey was modified to reflect the needs of the targeted population of Migrant and Latino young men. Over half of the surveys were conducted in Spanish in the areas in and around McAllen, Texas and Vista, California. The results presented here show a glimpse of the risks behaviors that two groups in two different regions along the U.S.-Mexico border engage in, and their basic knowledge of HIV prevention and transmission.

The report is divided into two sections, the Pre-intervention Survey and the Post-intervention Survey. The Pre-Intervention Survey was administered to YMSM who were Migrant and/or Latino. Between the Pre-Intervention and the Post Intervention survey there was a four-month period when a group of ten peer educators in the targeted regions communicated HIV risk reduction messages to their friends and peers through a social marketing campaign that used a logo designed by them, which is on the cover of this report. They also referred their friends to HIV testing and counseling, where the prevention messages were reinforced. The results of the survey are not conclusive and should not be extrapolated to include all migrant Latino YMSM in the U.S.

If you would like more information about the program, its contents, and training, please contact Farmworker Justice Fund, Inc. at 202-783-2628 or at fjfhiv@nclr.org.

¹ Valleroy LA, MacKellar DA, et al. HIV prevalence and associated risks in young men who have sex with men. Young Men's Survey Study Group. JAMA 2000 Jul 12;284(2):198-204.

² Centers for Disease Control and Prevention. Young people at risk-epidemic shifts further toward young women and minorities. 1998.



FARMWORKER JUSTICE FUND, INC.

THE YOUNG LATINO PROMOTORES PROJECT

SECTION I

COMMUNITY PRE-INTERVENTION SURVEY




FARMWORKER JUSTICE FUND, INC.

COMMUNITY PRE-INTERVENTION SURVEY

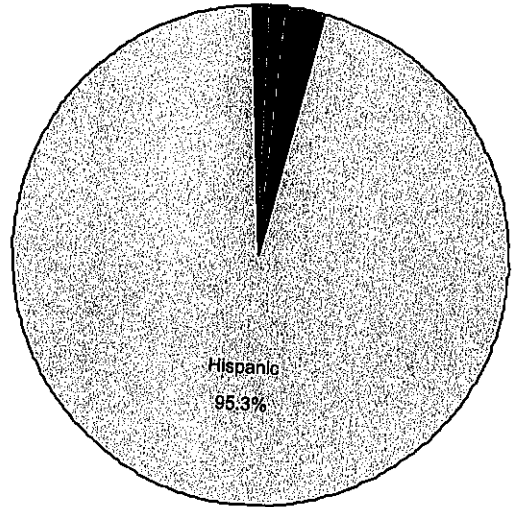
Overall Results

POL Bar Survey Locality: McAllen, TX / Vista, CA Date: 11-1-02 through 2-27-03
N=172


Age range of individual



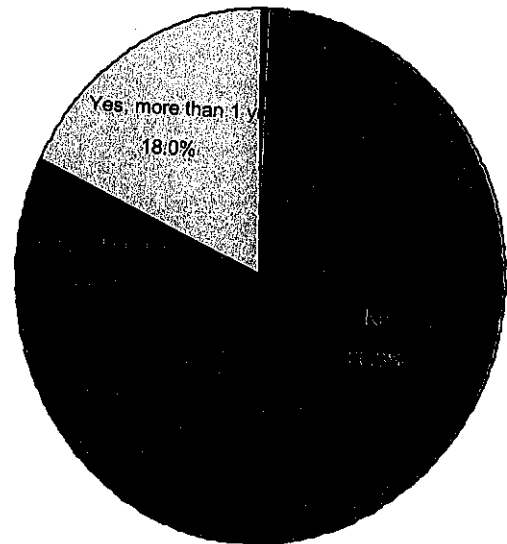
Ethnicity




Years of schooling




Do you consider yourself monogamous?



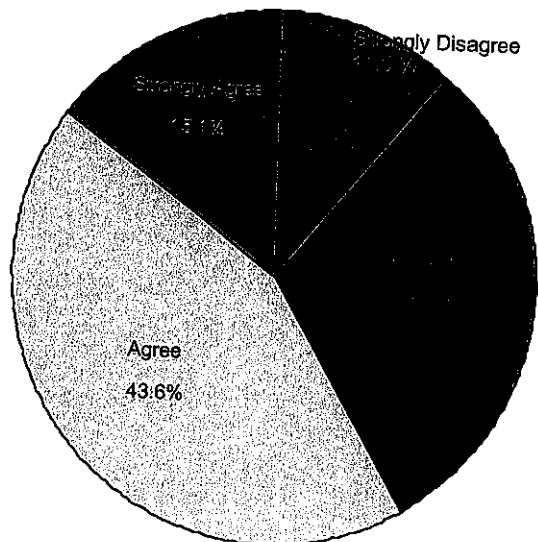
Do you have sex with someone
on other side of border?




Use Internet for sex?



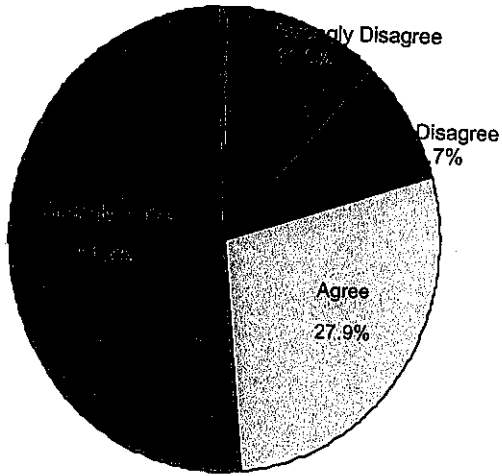
Safer sex is completely accepted by my friends



My friends always use condoms




My friends are likely to have unsafe sex after drinking alcohol




During anal intercourse in last 2 mos I inserted penis - no condom



During anal intercourse in last 2 mos penis was inserted to me - no condom



During anal intercourse in last 2 mos I inserted penis - condom used



How many different people have you had sex with over the past two months?

	Male Partner(s)	Female Partner(s)
None	4.8%	68.8%
One	31.7%	13.5%
Two	15.6%	7.6%
Three or more	47.9%	10%



Only California answered the following sets of questions.

Of the following, which can transmit HIV?

All reported in valid percentages N=82

	True	False	Don't Know
Have sex without a condom	98.8	1.2	0
Kissing	28	58.5	13.4
Sharing eating utensils	12.2	78	9.8
Breastfeeding	56.1	14.6	29.3
Injecting drugs or vitamins	87.8	12.2	0
Using the bathroom	23.8	58.8	17.5
Mosquitoes	35.4	39	25.6
From people with Hepatitis	34.6	27.2	38.3
By sharing needles	88.8	10	1.3
Shaking hands	7.4	91.4	1.2
Anal penetration	84	14.8	1.2
Sharing clothes and hats	15.9	79.3	4.9
Ear piercing	65.9	25.6	8.5
Receiving a blood transfusion	91.5	8.5	0
Other way (Please specify)			

In which ways can we prevent HIV?

All reported in valid percentages N=82

	True	False	Don't Know
By only having sex with healthy looking people	25.6	72	2.4
By having sex with only one partner and being faithful	67.1	32.9	0
By using a condom when having sex with a sex worker	80.5	19.5	0
When asking your partner to get tested	68.3	29.3	2.4
With a vaccine	8.8	78.8	12.5
By injecting drugs or vitamins	19.5	78	2.4
Through the bathrooms	9.9	76.5	13.6
Using a condom before any sexual contact	87.8	11	1.2
Using a condom when having anal sex	85.4	12.2	2.4
Always washing the condom before reusing it.	8.5	91.5	0
Have sex only with homosexuals	9.8	87.8	2.4
Getting tested	68.3	26.8	4.9
Always use a condom with the people you love	69.5	30.5	0
Using needles only once	86.4	12.3	1.2
Use a condom every time you have sex	87.8	11	1.2
Oral sex	46.3	45.1	8.5
Other ways (Specify)			



THE YOUNG LATINO PROMOTORES PROJECT

SECTION II

COMMUNITY POST-INTERVENTION SURVEY



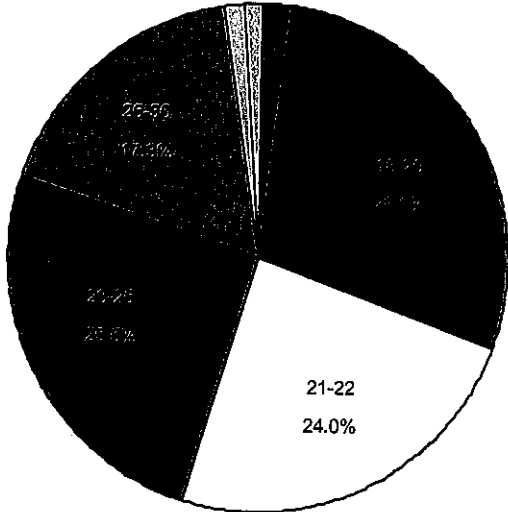
FARMWORKER JUSTICE FUND, INC.

COMMUNITY POST-INTERVENTION SURVEY


Overall results

POL Bar Survey Locality: McAllen, TX / Vista, CA Date: 4-1-03 through 6-30-03
 N=195


Age range of individual



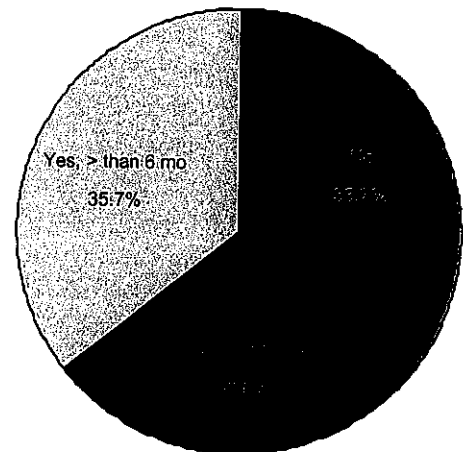
Years of schooling



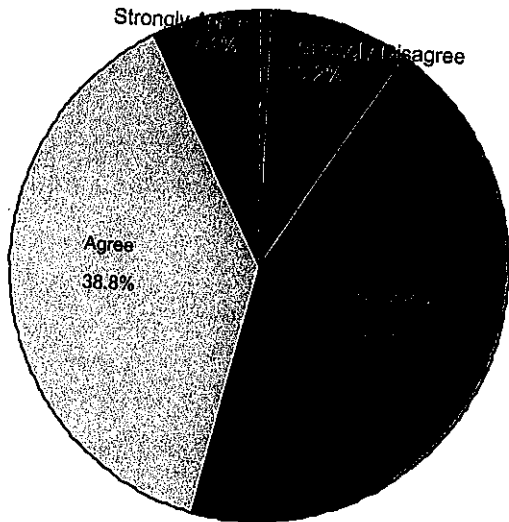
Ethnicity



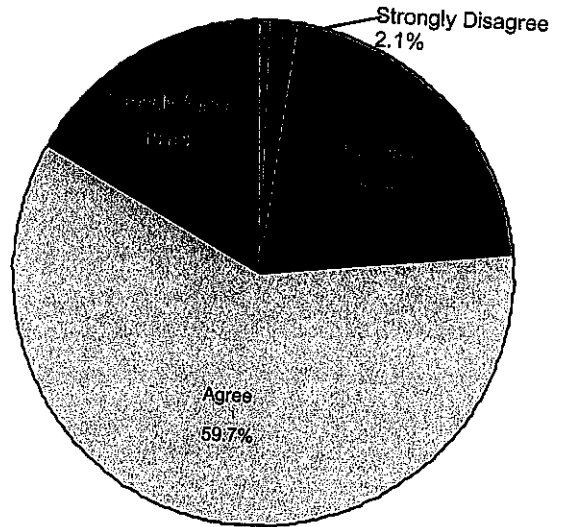
Do you have sex with someone on other side of border?



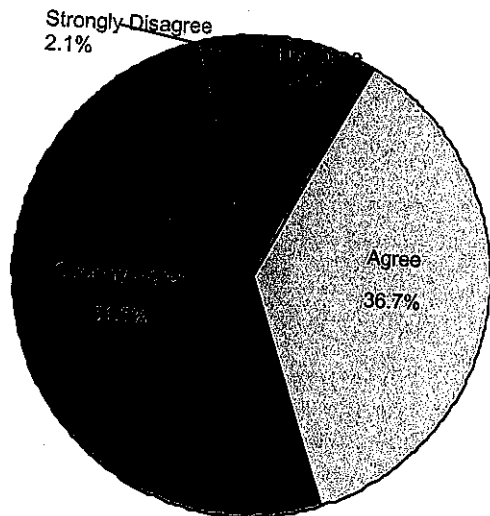
My friends always use condoms




Safer sex is completely accepted by my friends



My friends are likely to have unsafe sex after drinking alcohol



During anal intercourse in last 2 mos I inserted penis - no condom



How many different people have you had sex with over the past two months?


	Male Partner(s)	Female Partner(s)
None	3.1%	77.3%
One	33.5%	12.4%
Two	16.5%	5.7%
Three or more	46.9%	4.6%




During anal intercourse in last 2 mos
penis was inserted to me - no condom



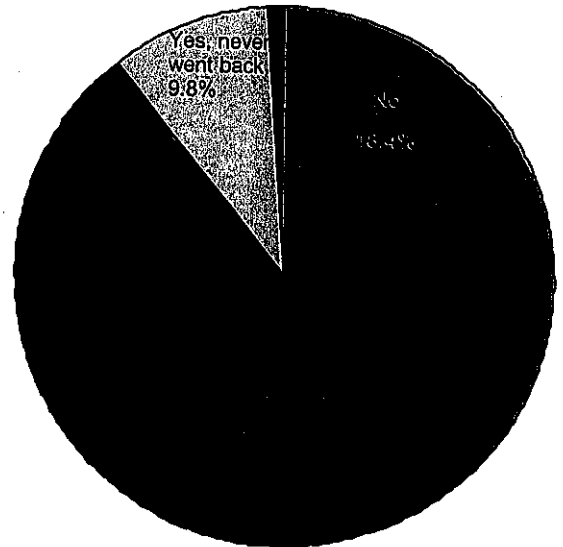
During anal intercourse in last 2 mos
I inserted penis - condom used



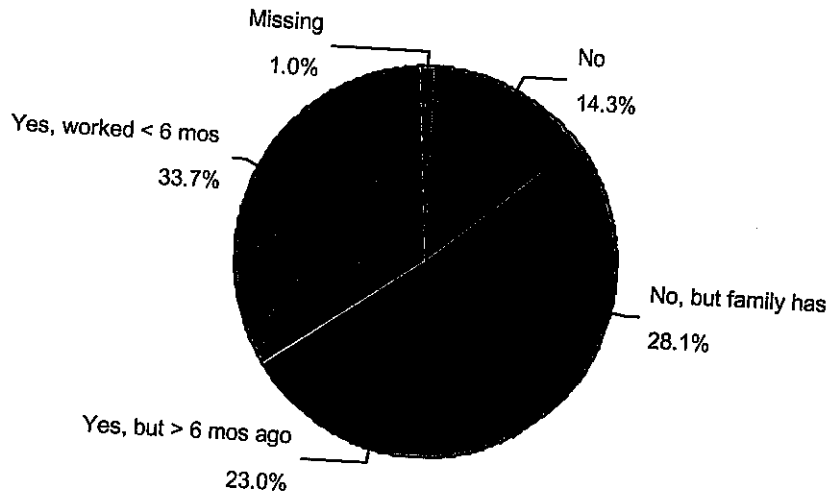
During anal intercourse in last 2 mos
penis was inserted to me - condom used



Have you tested for AIDS virus?



Have you worked as farmworker in last 6 months?



Of the following, which can transmit HIV?
 All values reported in valid percentages N=195

	True	False	Don't Know
Have sex without a condom	93.3	6.2	.5
Kissing	24.7	69.1	6.2
Sharing eating utensils	19	76.4	4.6
Breastfeeding	51.8	24.6	23.6
Injecting drugs or vitamins	71.6	26.3	2.1
Using the bathroom	17.9	73.8	8.2
Mosquitoes	26.2	61	12.8
From people with Hepatitis	31.4	39.7	28.9
By sharing needles	80.7	15.6	3.6
Shaking hands	16.5	80.9	2.6
Anal penetration	81.4	14.4	4.1
Sharing clothes and hats	15.4	80	4.6
Ear piercing	63.6	30.3	6.2
Receiving a blood transfusion	66.5	24.7	8.8
Other way (Please specify)			



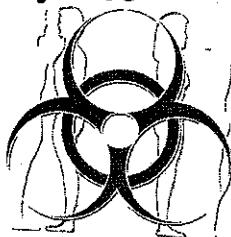
In which ways can we prevent HIV?
 All values reported in valid percentages N=195

	True	False	Don't Know
By only having sex with healthy looking people	26.2	71.2	2.6
By having sex with only one partner and being faithful	65.3	30.1	4.7
By using a condom when having sex with a sex worker	65.6	28.1	6.3
When asking your partner to get tested			
With a vaccine	67.4	25.9	6.7
By injecting drugs or vitamins	13	69.4	17.6
Through the bathrooms	29.7	64.1	6.3
Using a condom before any sexual contact	19.3	74.3	6.4
Using a condom when having anal sex	80.2	15.6	4.2
Always washing the condom before reusing it.	76.2	19.7	4.1
Have sex only with homosexuals	18.4	75.3	6.3
Getting tested	19.7	71.5	8.8
	59	34	6.9
Always use a condom with the people you love	74	20.3	5.7
Using needles only once	65.6	25	9.4
Use a condom every time you have sex	77.1	17.2	5.7
Oral sex	59.7	31.9	84
Other ways (Specify)			

Have you seen the following logo? **California Only N=93**

Yes 82.8%

No 17.2%



Where have you seen it? **California Only N=77**

Poster, Bar, other venue 54.5%

T-Shirt 19.5%

Condom Packet 11.7%

Messenger Bag 10.4%

Don't remember 3.9%



FARMWORKER JUSTICE FUND, INC.